

PROGRAM

ASIA IRCAD - TAIWAN

LAPAROSCOPIC & ROBOTIC COLORECTAL SURGERY MASTER COURSE MASTER, UPDATE AND BEYOND

APRIL 17 - 19, 2026



Baxter

PRESIDENT

Jacques MARESCAUX

*President, IRCAD/EITS,
University of Strasbourg, France*

CHAIRMAN

黃明和 Min-Ho HUANG

*President, IRCAD Taiwan/AITS,
Show Chwan Memorial Hospital,
Changhua, Taiwan*

DIRECTOR

黃士維 Wayne Shih-Wei HUANG

*Dean, IRCAD Taiwan/AITS,
Show Chwan Memorial Hospital,
Changhua, Taiwan*














OBJECTIVES

- To cover a broad spectrum of surgical procedures in colorectal surgery
- To provide indications for surgical treatment and discuss operative complications
- To highlight technicalities of surgical interventions through the broadcasting of live procedures
- To allow real time discussion between the operators and the surgeon trainees
- To provide hands-on sessions improve skills in laparoscopic surgery through the practice on live tissue under experts' tutorials
- To describe postoperative clinical results and practical applications of evidence-based clinical medicine












EDUCATIONAL METHODS

- Interactive theoretical and video sessions between faculty and course participants
- Live and pre-recorded operative demonstrations

INVITED INTERNATIONAL FACULTY

 Armando MELANI (Brazil) (videoconference)	 James Chi Yong NGU (Singapore)
 Antonello FORGIONE (Italy)	 Isaac En SEOW (Singapore)
 Luigi BONI (Italy) (videoconference)	 Neng Wei Wong (Singapore)
 Simon Siu Man NG (Hong Kong) (videoconference)	 Yoon Suk LEE (South Korea)
 Masaaki ITO (Japan)	 Jin KIM (South Korea)
 Hiro HASEGAWA (Japan)	 Hye Jin KIM (South Korea)
	 Songphol MALAKORN (Thailand)

INVITED TAIWAN FACULTY

 王煥昇 Huann-Sheng WANG - 秀傳紀念醫院	 許詔文 Chao-Wen HSU - 高雄榮民總醫院
 陳自諒 William Tzu-Liang CHEN – 中國醫藥大學新竹附設醫院	 邵彥誠 Yen-Chen SHAO - 中國醫藥大學新竹附設醫院
 陳建志 Peter Chien-Chih CHEN – 和信治癌中心醫院	 吳志謙 Chih-Chien WU - 高雄榮民總醫院
 柯道維 David Tao-Wei KE - 中國醫藥大學附設醫院	 廖俊凱 C K LIAO - 林口長庚醫院
	 陳建勳 CHEN - 台北馬偕紀念醫院
	 朱俊合 Chun-Ho CHU - 和信治癌中心醫院
	 歐金俊 Jing-Jim OU – 彰濱秀傳紀念醫院

Hotel Information	鹿港永樂酒店 UNION HOUSE Lukang
Address	505 彰化縣鹿港鎮三民路 152 號 No. 152, Sanmin Road, Lukang Township, Changhua County, 505
Tel	+886-4-776-2999
Hotel Information	樂活紓壓俱樂部 LOHAS RELAXING CLUB Lukang
Address	505 彰化縣鹿港鎮鹿工路 6 號 (彰濱秀傳心理健康大樓 2F) 2F, No. 6-2, Lugong Road, Lukang Township, Changhua County, 505 (Chang Bing Show Chwan Memorial Hospital, Mental Health Building 2F)
Tel	+886-4-781-1163






Day 1 - Friday, April 17th, 2026

08.20 am Faculty & Participant Shuttlebus from Hotel to IRCAD Taiwan



08.35 am Registration & Take Photo for Course Booklet

MORNING

THEORETICAL SESSION – 1F Auditorium

08.50 am	Welcome to participants	黃士維 W. HUANG
Chairmen: 陳自諒 W. CHEN, 柯道維 T.W. KE		
09.00-09.12	 Transverse colectomy with Total Mesocolic Excision for cancer (12 mins)	陳自諒 W. CHEN
09.12-09.24	 Tips and tricks for a standardized approach for left colectomy (12 mins)	柯道維 T.W. KE
09.24-09.36	 Alternative approaches to right colectomies: down to up / up to down/ medial to lateral (12 mins)	A. FORGIONE
09.36-09.48	 Intracorporeal anastomosis in colorectal surgery (12 mins)	H.J. KIM
09.48-10.00	 Discussion: Question & Answer (12 mins)	




LIVE SURGERY – 1F Auditorium

Chairmen: A. FORGIONE, 陳建志 C.C. CHEN		
10.00-12.30	<u>LIVE OR PRE-RECORDED OPERATIVE DEMONSTRATIONS</u>	
	Laparoscopic / robotic colorectal surgery (cases to be determined)	
	 Robotic TME	J. NGU / 陳重均 C.J. CHEN
	 Laparoscopic TaTME	M. ITO / 歐金俊 J.J. OU


12.30-13.30 Lunch (1F Cafeteria)


AFTERNOON

THEORETICAL SESSION – 1F Auditorium

Chairmen: Y.S. LEE, I. SEOW		
13.30-13.42	 Robotic TME: Rationale, tips and tricks (12 mins)	S. NG (videoconference)
13.42-13.54	 Combined endo-laparoscopic resection for colorectal lesions (12 mins)	S. NG (videoconference)
13.54-14.06	 TaTME: Rationale, tips and tricks (12 mins)	M. ITO


This program may be subject to modification.


14.06-14.18  Strategies to prevent anastomotic leakage for rectal cancer (12 min) 陳建志 C.C. CHEN


14.18-14.30  Discussion: Question & Answer (12 mins)


THEORETICAL SESSION – 1F Auditorium


Chairmen: J. KIM, 陳建志 C.C. CHEN


14.30-14.42  Pelvic lateral lymph nodes dissection: Indication and evidence (12 mins) J. KIM

14.42-14.54  CME for right side colon cancer: Laparoscopic & Robotic approach (12 mins) Y.S. LEE

14.54-15.06  Benign Colorectal Disease: The Role and Value of MIS Approaches (12 mins) I. SEOW

15.06-15.18  Friday, April 17, 2026 @ 09.06-09.18 Italy (CEST/GMT+2) Fluorescent image guided application in colorectal surgery (12 mins) L. BONI (videoconference)

15.18-15.30  Friday, April 17, 2026 @ 09.18-09.30 Italy (CEST/GMT+2) Complication in Laparoscopic Colorectal Surgery & Management (12 mins) L. BONI (videoconference)

15.30-15.42  Discussion: Question & Answer (12 mins)

15.42-15.57 Coffee Break (1F Cafeteria)


THEORETICAL SESSION – 1F Auditorium

Chairmen: H.J. KIM, J. NGU

15.57-16.09  Benefits of robotic in right and left hemicolectomies (12 mins) J. NGU

16.09-16.11  Early Experience With Da Vinci 5: What Truly Feels Different? (12 mins) J. KIM

16.11-16.23  Advancing Colorectal Surgery with Da Vinci SP: What Can It Offer? (12 mins) H.J. KIM

16.23-16.35  Colorectal NOSE surgery (12 mins) I. SEOW

16.35-16.47  Discussion: Question & Answer

16.47 pm End of session
Evaluation of the day at reception desk (1F)

17.00 pm Faculty & Participant Shuttlebus from IRCAD Taiwan to Hotel

Day 2 - Saturday, April 18th, 2026






08.15 am Faculty & Participant Shuttlebus from Hotel to IRCAD Taiwan

Evaluation of the previous day at reception desk (1F)

MORNING

THEORETICAL SESSION – 1F Auditorium





Chairmen: A. FORGIONE, 陳建志 C.C. CHEN

08.45-08.57		Surgical management for T4 and recurrent colorectal cancers (12 mins)	Y.S. LEE
08.57-09.09		Specific complications of robotic surgery (12 mins)	J. NGU
09.09-09.21		Laparoscopic TME - 1.0 and 2.0 (12 mins)	A. MELANI (videoconference)
09.21-09.33		Robotic TME: Tips and tricks in difficult cases and obese patients (12 mins)	A. MELANI (videoconference)
09.33-09.45		Da Vinci Xi vs SP for Rectal Procedures: Technique, Access, and Outcomes (12 mins)	Y.S. LEE
09.45-09.57		Discussion: Question & Answer (12 mins)	

DEBATE SESSION – 1F Auditorium



Chairmen: A. FORGIONE, 王煥昇 H.S. WANG





Debate: Best Approach For Difficult Rectal Surgery

09.57-10.07		TaTME (10 mins)	陳建志 C.C. CHEN
10.07-10.17		Robotic (10 mins)	J. NGU
10.17-10.26		My Opinions	M. ITO (3 mins) J. KIM (3 mins)
10.26-10.38		Discussion: Question & Answer (12 mins)	

10.38-11.08 Coffee Break (1F Cafeteria)

Chairmen: J. NGU, 王煥昇 H.S. WANG

11.08-11.20		Modern surgical treatment of complicated diverticulitis (12 mins)	A. FORGIONE
11.20-11.32		Total Pelvic Externalization (TPE): Insights from Both MIS and Open Techniques (12 mins)	S. MALAKORN

11.32-11.44		Watch-and-Wait in Organ Preservation for Rectal Cancer: Updates and Practical Recommendations (12 mins)	A. FORGIONE
11.44-11.56		How Surgeons Can Learn and Refine ESD: Practical Strategies and Insights (12 mins)	許詔文 C.W. HSU
11.56-12.08		Local excision for rectal cancer (12 mins)	S. MALAKORN
12.08-12.20		Discussion: Question & Answer (12 mins)	






12.20-13.20 Lunch (1F Cafeteria)

AFTERNOON

THEORETICAL SESSION – 1F Auditorium

Chairmen: 陳建志 C.C. CHEN, Y.S. LEE

Procedure Overview:

13.20-13.35		Lab and pig's anatomy introduction (15 mins)	歐金俊 J.J. OU
13.35-13.47		Laparoscopic TME (12 mins)	S. MALAKORN
13.47-13.59		Robotic TME (12 mins)	H.J. KIM
13.59-14.11		Pelvic lateral lymph nodes dissection (12 mins)	J. KIM
14.11-14.23		Transanal TME (12 mins)	M. ITO



Transfer from auditorium to laboratory – change into lab clothes

EXPERIMENTAL LABORATORY

(Option B & C: Laparoscopic or Robotic Porcine & Cadaver Lab) – 3F Laboratory

14.30-17.30 Hands-On Session on Porcine

Training Procedures:

-  Right ileocecal resection & intra-corporeal anastomosis
-  Left sigmoid resection with end-to-end Knight-Griffen anastomosis

17.30 pm End of session
Evaluation of the day at reception desk (1F)

17.45 pm Faculty & Participant Shuttlebus from IRCAD Taiwan to Congress Dinner

18.15 pm Congress Dinner

Day 3 - Sunday, April 19th, 2026

08.15 am Faculty & Participant Shuttlebus from Hotel to IRCAD Taiwan

MORNING

THEORETICAL SESSION – 1F Auditorium

08.45-09.15 Baxter



TBD

EXPERIMENTAL LABORATORY

(Option B & C: Laparoscopic or Robotic Cadaver Lab) – 3F Laboratory

09.30-12.45 Hands-On Session on Cadaver

Training Procedures:

-  Laparoscopy: Laparoscopic TME + TaTME
-  Robotic: Robotic TME

12.45-13.45 Lunch (1F Cafeteria)



AFTERNOON

EXPERIMENTAL LABORATORY

(Option B & C: Laparoscopic or Robotic Porcine & Cadaver Lab) – 3F Laboratory

13.45-16.45 Hands-On Session on Cadaver

Training Procedures:

-  Laparoscopy: Laparoscopic PLND or CME
-  Robotic: Robotic PLND or CME

16.45-17.00 Closing Session in 1F Auditorium
Evaluation of the day

17.00 pm End of the course
Delivery of certificate of attendance

17.15 pm Participant & Faculty Shuttlebus from IRCAD-Taiwan to Hotel & Taichung HSR Station


ASIA IRCAD - TAIWAN

LAPAROSCOPIC & ROBOTIC


COLORECTAL SURGERY MASTER COURSE

APRIL 17 - 20, 2026


交通車時刻表 Shuttlebus Time Schedule	
出發時間 Departure Time	路線 Route
Day 1: April 17 (星期五 Friday)	
08:20	鹿港永樂酒店 → 彰濱秀傳微創手術中心 Lukang Union House → IRCAD-Taiwan
17:00	彰濱秀傳微創手術中心 → 鹿港永樂酒店 / 大會晚宴 IRCAD-Taiwan → Lugang Union House / Congress Dinner
20:00	大會晚宴 → 樂活紓壓俱樂部 Congress Dinner → Lugang Lohas Relaxing Club
Day 2: April 18 (星期六 Saturday)	
08:15	鹿港永樂酒店 → 彰濱秀傳微創手術中心 Lukang Union House → IRCAD-Taiwan
17:15	彰濱秀傳微創手術中心 → 鹿港永樂酒店 / 大會晚宴 IRCAD-Taiwan → Lugang Union House / Congress Dinner
20:00	大會晚宴 → 樂活紓壓俱樂部 Congress Dinner → Lugang Lohas Relaxing Club
Day 2: April 19 (星期日 Sunday)	
08:15	鹿港永樂酒店 → 彰濱秀傳微創手術中心 Lukang Union House → IRCAD-Taiwan
17:00	彰濱秀傳微創手術中心 → 鹿港永樂酒店 → 高鐵台中站 IRCAD-Taiwan → Union House Lukang → Taichung HSR Station  高鐵接駁車將從 IRCAD 直接出發，請您於早上退房後，將行李一併帶至 IRCAD 報到。 <i>*The HSR shuttle will depart directly from IRCAD-Taiwan.</i> <i>Please check out of your hotel in the morning and bring your luggage with you to IRCAD.</i>

 行李寄放：退房後請將行李帶至 IRCAD，櫃台後方備有行李間。

Luggage: After check-out, please bring your luggage to IRCAD. A storage area is available behind the front desk.

 停車：可停放於醫院停車格，課程結束後至 IRCAD 櫃台領取免費停車券。

Parking: Park in the hospital lot and get a free parking voucher at the IRCAD front desk after the course.

 計程車：若需叫車，請提前告知工作人員協助安排。

Taxi: Let our staff know in advance if you need a taxi, and we'll assist with booking.

彰濱秀傳醫療園區地圖

Map of Chang Bing Show Chwan Health Park



Local Dining Options	
LeeLi's	Taiwanese-Western Fusion Bistro
海味珍海鮮餐廳	Hai Wei Zhen Seafood
水生海鮮會館	Mu Sheng Seafood
王罔麵線糊	Wang Wang Noodle
永香民俗小吃	Yong Xiang Taiwan Snack
掬翠拾煙蔬食創作料理 (素)	Ju Cui Shi Yan (Vegetarian)
勝豐吧	Sheng Feng Bar

Course Manager	柯宜汝 Sara 0937-929-310
Location	彰濱秀傳亞洲遠距微創手術中心 IRCAD-Taiwan (Asian Institute of TeleSurgery)
Address	505 彰化縣鹿港鎮鹿工路 6-1 號 No. 6-1, Lugong Rd., Lukang Township, Changhua County, 505
Tel	+886-4-781-2988